










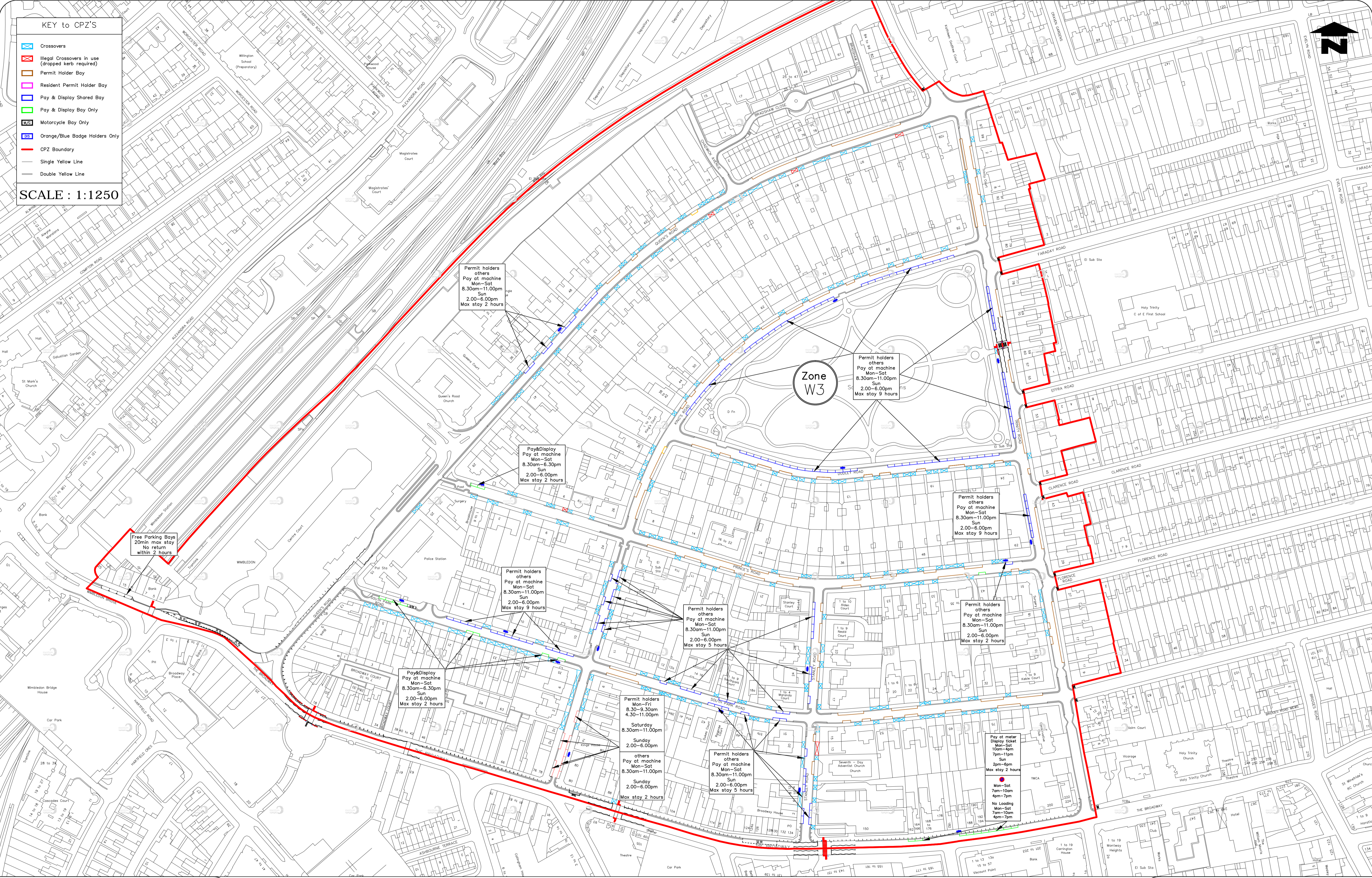



- KEY to CPZ'S**
-  Crossovers
 -  Illegal Crossovers in use (dropped kerbs required)
 -  Permit Holder Bay
 -  Resident Permit Holder Bay
 -  Pay & Display Shared Bay
 -  Pay & Display Bay Only
 -  Motorcycle Bay Only
 -  Orange/Blue Badge Holders Only
 -  CPZ Boundary
 -  Single Yellow Line
 -  Double Yellow Line

SCALE : 1:1250



Reproduced from/based upon the Ordnance Survey's 1:1250 maps with the permission of the Controller of H.M.S.O., Crown Copyright Reserved. Unauthorised reproduction infringes Crown copyright and may lead to prosecution or civil proceedings.
London Borough of Merton 100019259 2013

Zone W3 - Hours of Operation - Mon-Sat : 8.30am-11pm
Sun : 2pm-6pm



Zone W3 - Wimbledon Town Centre