












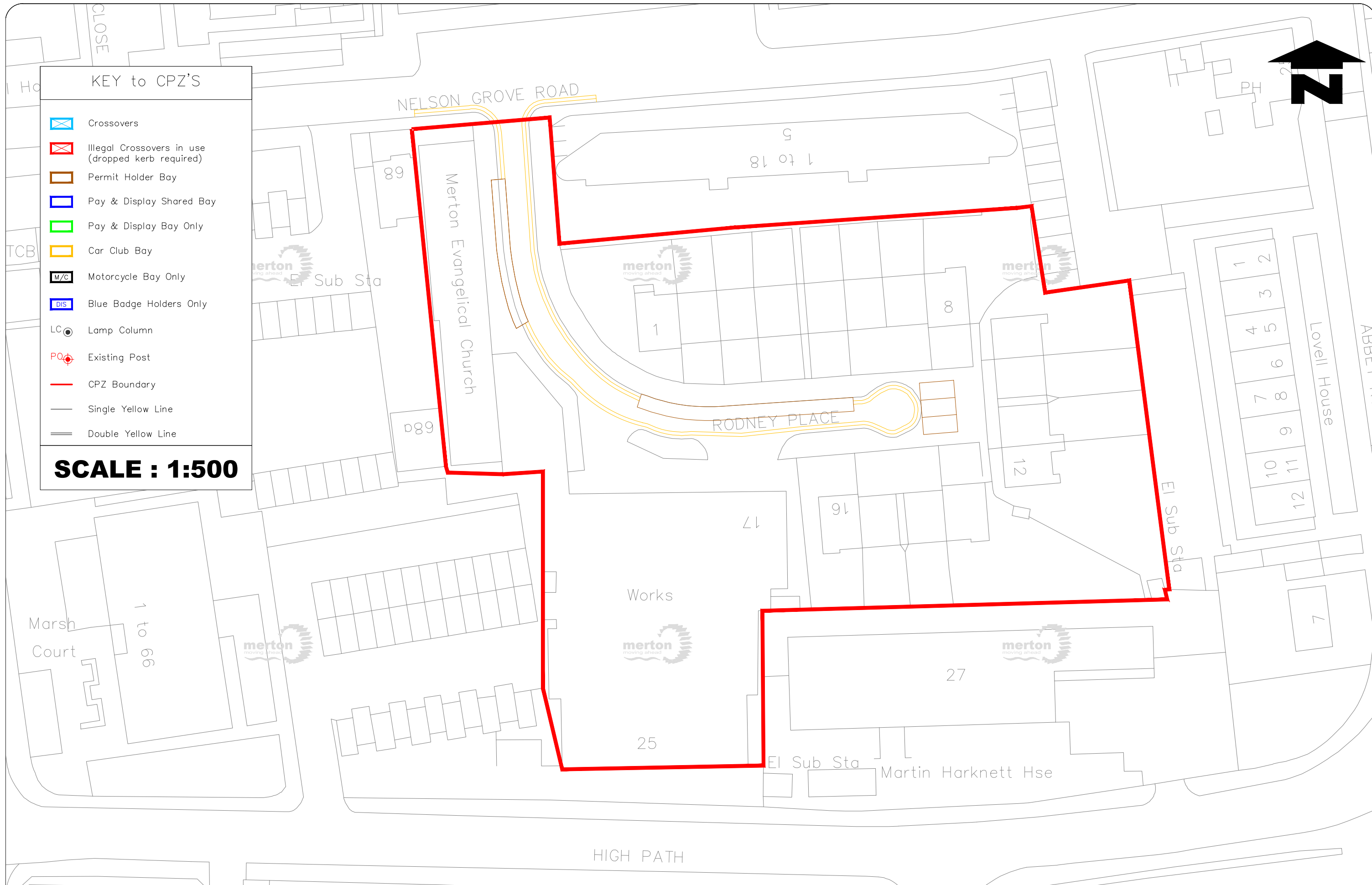




KEY to CPZ'S

-  Crossovers
-  Illegal Crossovers in use (dropped kerb required)
-  Permit Holder Bay
-  Pay & Display Shared Bay
-  Pay & Display Bay Only
-  Car Club Bay
-  Motorcycle Bay Only
-  Blue Badge Holders Only
- LC  Lamp Column
- PQ  Existing Post
-  CPZ Boundary
-  Single Yellow Line
-  Double Yellow Line

SCALE : 1:500



Reproduced from/based upon the Ordnance Survey's 1:1250 maps with the permission of the Controller of H.M.S.O., Crown Copyright Reserved. Unauthorised reproduction infringes Crown copyright © and may lead to prosecution or civil proceedings. London Borough of Merton 100019259

Zone SW1 - Hours of Operation - Mon-Sat : 8.30am-6.30pm

